

Feature


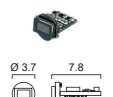
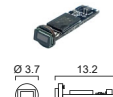

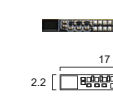
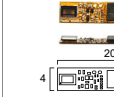

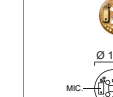
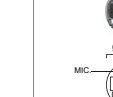

Miniature Size

1080p Image pixel

Outstanding Quality

Specification

*Working temperature means the camera device, not environment temperature.

											
Model No.	B24604			BL24604	BL24602S	SL246S4S	S24608SU	S24612RUA	B24617RUA	SL170S4S	
Series	K	Y X H	T	T	X	T	P	Y X H	T	T	
Dimensions (mm)	∅ 3.7	∅ 3.7 x 7.8	∅ 3.7 x 13.2	3.7 x 15.2	2.2 x 17	4 x 20	8 x 28.95	∅ 12.4 x 2.4	∅ 17.4 x 1.6	4 x 20	
Orientation	Front View			Side View			Up View			Side View	
Camera Type	Board Type					Forming Type			Board Type	Forming Type	
Video Format	MJPG / YUV / H.264										
Image Sensor	1/7.25 " Color CMOS Camera Module										
Resolution	USB 2.0	1920 x 1080 @ 30 fps MJPEG / H.264 / 5 fps YUV								1080 x 1080 @ 30 fps	
	USB 3.0	1920 x 1080 @ 60 fps MJPEG / YUV					N/A				
Pixel Size (um)	1.116 × 1.116										
Image Area (mm)	2.14272 × 1.20528									1.21 x 1.21	
Sensitivity (Lux.Sec)	4240 e ⁻ / Lux-sec										
Dynamic Range	72.2 dB										
S/N Ratio	36.8 dB										
Scan Mode	Progressive										
Shutter	Rolling										
Lens	Please Check Model Information Table										
View Angle	Please Check Model Information Table										
Focus Distance (mm)	Infinity										
LED	N/A (Optional)										
Storage Temp.	-30 to 60 Degree C										
Working Temp.	-10 to 60 Degree C										
Interface	USB 2.0 / USB 3.0						USB 2.0				
Power Supply	DC 5 V										
Power Current	190 mA (Max.), TBD mA (with LED)										
Microphone	N/A (External Optional)							Built-In		N/A (External Optional)	
Operation System	Win XP, Win Vista, Win 7, Win 8, Win 10, Linux, MAC OSX										

SERIES **K**

Lens	Front View		
	B24604 Board Type		
N/A			Ø 3.7
55°			Ø 4.0 3.5
83°			Ø 4.0 3.5
88°			Ø 4.0 3.5
95°			Ø 4.0 10
120°			Ø 5.4 4.6
139°			Ø 6.5 5

SERIES **Y X H**

Lens	Front View		Side View		Up View		
	B24604 Board Type	T24604LH Tube Type (LED Light)	BL24602S Board Type (Single Board)	TL24604LI Tube Type (LED Light)	B24612RUA Board Type (FPC / Microphone / H.264)	S24612RUA Forming Type (FPC / Microphone / H.264)	R24631RUA Button & Screw (FPC / Microphone / H.264)
N/A		N/A				N/A	N/A
55°		N/A			N/A	N/A	N/A
83°					N/A		N/A
88°		N/A			N/A		
95°		N/A			N/A	N/A	N/A
120°		N/A			N/A	N/A	N/A
139°		N/A			N/A	N/A	N/A

* **B24612RUA** Bare board is a flexible printed circuit (FPC), hence glue needs to be applied.

SERIES T

Lens	Front View	Side View		Up View		
	B24604 Board Type	BL24604 Board Type	SL246S4S Forming Type (FPC / Single Board)	B24617RUA Board Type (Microphone)	S24617RUA Forming Type (Microphone)	R24625RUA Button & Screw (Microphone)
N/A			N/A		N/A	N/A
55°			Coming Soon	N/A	N/A	N/A
83°						N/A
88°						
95°		Coming Soon	Coming Soon	N/A	N/A	N/A
120°	Coming Soon		Coming Soon	N/A	N/A	N/A
139°			Coming Soon	N/A	N/A	N/A

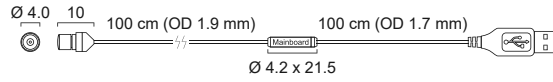
SERIES P

Lens	Up View	
	B24608SU Board Type (Single Board / H.264)	S24608SU Forming Type (Single Board / H.264)
N/A		N/A
46°		
55°		
83°		
88°		
95°	Coming Soon	
120°		
139°		

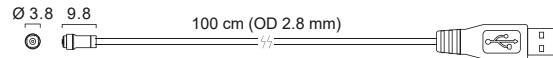
B24604



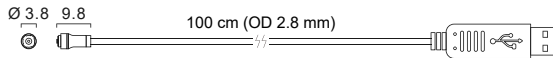
▲ KD-B246M4-95



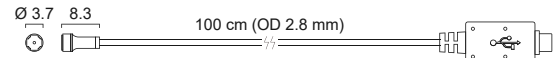
▲ XD-B24604-88



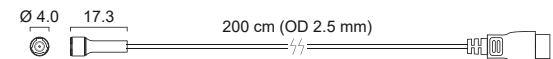
▲ YD-B24604-88



▲ HT-B24604-88



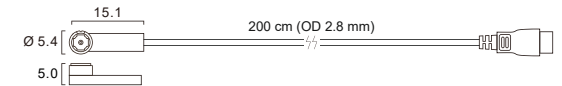
▲ TT-B24604-41



BL24604



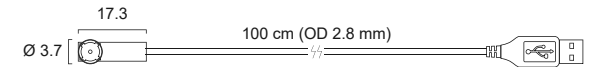
▲ TT-BL24604-120




BL24602S



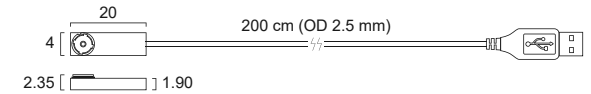
▲ XD-BL24602S-88



SL246S4S



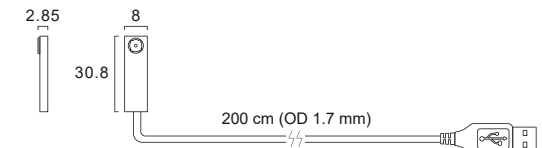
▲ TD-SL246S4S-88



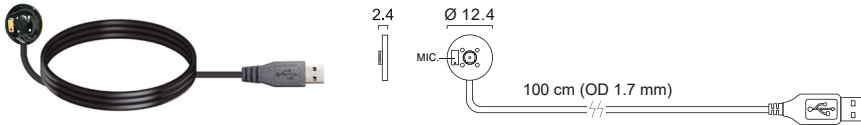
S24608SU



▲ PD-S24608SU-88

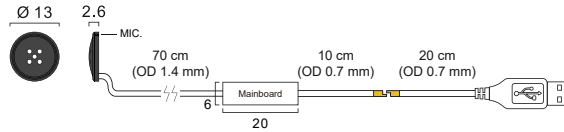


S24612RUA



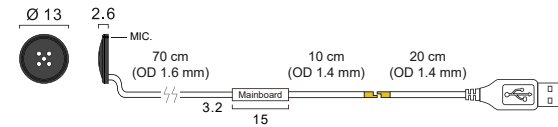
▲ HD-S24612RUA-88

Coming
Soon



▲ HD-R24631UA-88

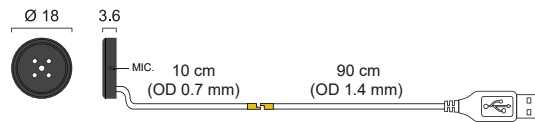
Coming
Soon



▲ XD-R24631UA-88

B24617RUA

Coming
Soon

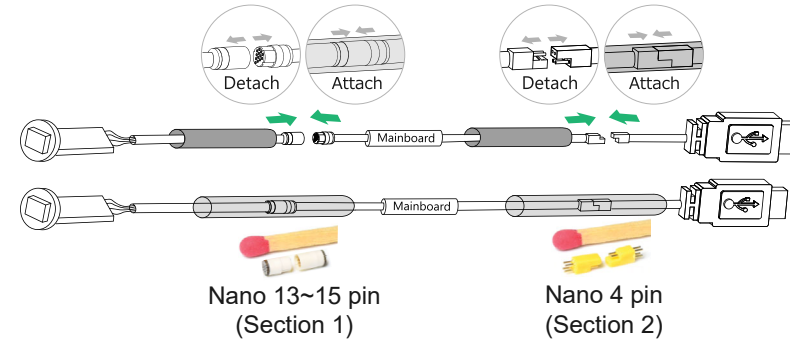


▲ TD-R24625RUA-88

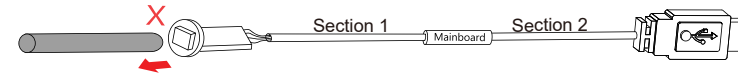
Detachable Nano Connectors (Customize Option)

Specifically designed to overcome the big size of connector and camera head.

✔ With detachable Nano connectors, a tube can go through the thin cable from halfway.

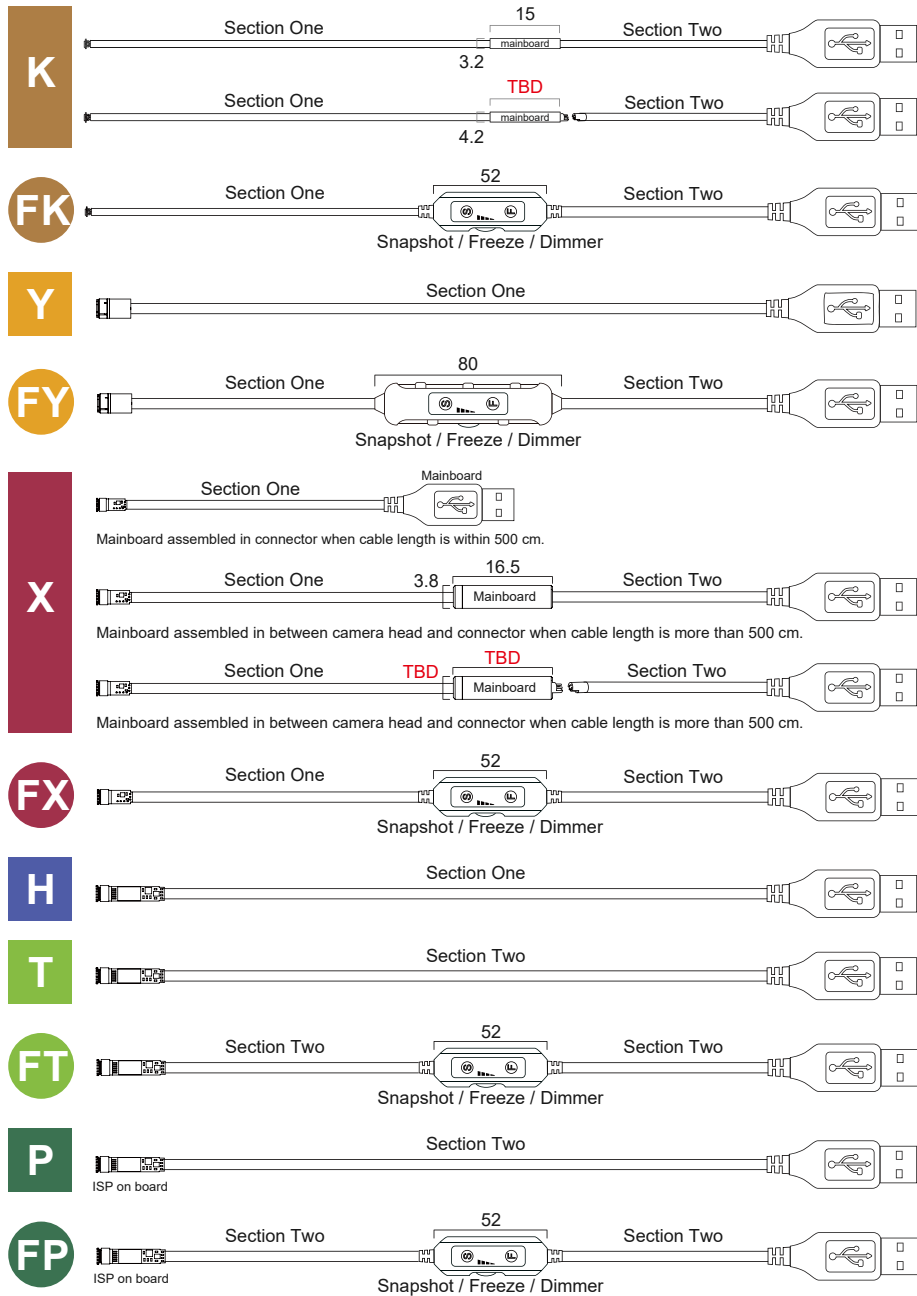


✘ Without detachable Nano connectors, camera head cannot go through the tube.



★ Each segment can be modified by customer request.

CABLE Please check cable information for Section One and Section Two.



Section Two (Max. 7 Pin)

OD (mm)	Length (cm)	Series
0.7 #28 x 4C	10~100	
0.8 #34 x 4C	10~100	
1.4 #28 x 4C	10~1000	
1.4 #30 x 4C	10~600	
1.6 #28 x 4C	10~1000	
1.7 #36 x 9C	10~500	
2.8 #30 x 7C	10~900	
3.6 #28 x 7C	10~900	
4.5 #24 x 9C	10~1000	
3.6 #28 x 11C	10~250	

Color-coded series indicators: K (orange), X (red), H (blue), T (green), P (dark green), Y (yellow).

Section One (Max. 13 Pin)

OD (mm)	Length (cm)	Series
1.7 #36 x 13C	10~100	H P
1.9 #36 x 15C	10~150	Y
	10~250	K H P
	10~550	X
2.8 #32 x 15C	10~300	H P
	10~450	Y
	10~500	K
	10~600	X
2.8 #34 x 13C	10~500	H P
	10~500	Y
	10~800	K
	10~800	X
3.8 #30 x 17C	10~450	Y
	10~500	K

All MISUMI UVC Camera are Compatible With MP-WF580KP (WiFi DVR)

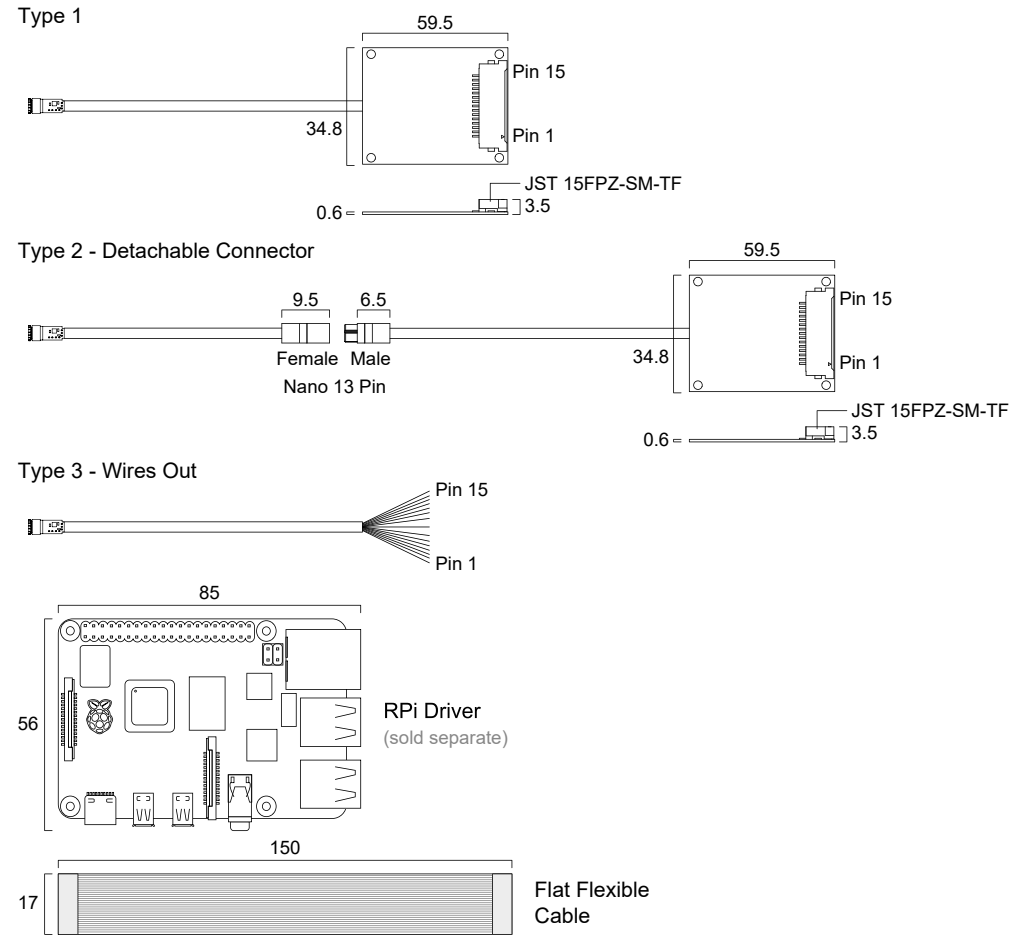
Supports **H.264 video format** input, loop recording, snapshot functions.
Supports max memory 128 GB (micro SD).

Users can view live streaming video via a smartphone.



About MP-WF580KP:
It deliver the best 1080p live streaming performance when using H.264 camera.
MJPEG cameras can only live stream at resolutions of 720p and below.
MJPEG cameras delivers the best live streaming performance at 640 x 480.

Raspberry Pi (RPi) / MIPI CSI-2 (Available for X Series Only)



PIN	NAME	DESCRIPTION	PIN	NAME	DESCRIPTION
1	GND	Ground	9	MCP	MIPI clock positive output
2	MDN0	MIPI data negative output	10	GND	Ground
3	MDP0	MIPI data positive output	11	RST	Reset and power down (active low)
4	GND	Ground	12	MCLK	System clock input
5	MDN1	MIPI data negative output	13	SCL	Serial interface clock
6	MDP1	MIPI data positive output	14	SDA	Serial interface data
7	GND	Ground	15	+3.3V	Power supply +3.3V
8	MCN	MIPI clock negative output			

MT-B24604ALH-81

SERIES	CONNECTOR	CAMERA BODY	DISPLAY	MICROPHONE	LED	LENS																																																																																																																				
USB 3.0 (F)Y Low Temp. USB 2.0 (F)K Short Head (F)X Low Temp. (F)T Advance H.264 USB 2.0 (F)H Low Temp. (F)P ISP on board *F Snapshot and Freeze Frame	UVC (USB) D Type A T Type C E TE Industrial Mini I/O Type II (2040008-2) (USB 2.0 Only) R Raspberry Pi (X)	Front View (V)B Board Type T Tube Type V Tube Type Side View (V)BL Board Type TL Tube Type VL Tube Type Up View (V)S Forming Type R Button Screw *V Dimmer Controller	Front View <table border="1"> <thead> <tr> <th>Color</th> <th>B/W</th> <th>Dimensions</th> <th></th> </tr> </thead> <tbody> <tr> <td>24604</td> <td>246M4</td> <td>Ø 3.7</td> <td>(K)</td> </tr> <tr> <td></td> <td></td> <td>Ø 3.7 x 7.8</td> <td>(Y / X / H)</td> </tr> <tr> <td></td> <td></td> <td>Ø 3.7 x 13.2</td> <td>(T)</td> </tr> </tbody> </table> Side View <table border="1"> <thead> <tr> <th>Color</th> <th>B/W</th> <th>Dimensions</th> <th></th> </tr> </thead> <tbody> <tr> <td>24604</td> <td>246M4</td> <td>3.7 x 15.2</td> <td>(T)</td> </tr> <tr> <td>24602S</td> <td>246M2S</td> <td>2.2 x 17</td> <td>(X)</td> </tr> <tr> <td>246S4S</td> <td>246MS4S</td> <td>4 x 20</td> <td>(T)</td> </tr> <tr> <td>170S4S</td> <td>170MS4S</td> <td>4 x 20</td> <td>(T)</td> </tr> </tbody> </table> Up View <table border="1"> <thead> <tr> <th>Color</th> <th>B/W</th> <th>Dimensions</th> <th></th> </tr> </thead> <tbody> <tr> <td>24608SU</td> <td>246M8SU</td> <td>8 x 28.95</td> <td>(P)</td> </tr> <tr> <td>24612RU</td> <td>246M12RU</td> <td>Ø 12.4</td> <td>(Y / X / H)</td> </tr> <tr> <td>24617RU</td> <td>24617RU</td> <td>Ø 17.4</td> <td>(T)</td> </tr> </tbody> </table> *U Up View *S Single Board *S FPC (Forming Type Only) *R Round Shape	Color	B/W	Dimensions		24604	246M4	Ø 3.7	(K)			Ø 3.7 x 7.8	(Y / X / H)			Ø 3.7 x 13.2	(T)	Color	B/W	Dimensions		24604	246M4	3.7 x 15.2	(T)	24602S	246M2S	2.2 x 17	(X)	246S4S	246MS4S	4 x 20	(T)	170S4S	170MS4S	4 x 20	(T)	Color	B/W	Dimensions		24608SU	246M8SU	8 x 28.95	(P)	24612RU	246M12RU	Ø 12.4	(Y / X / H)	24617RU	24617RU	Ø 17.4	(T)	N/A None A External	N/A None White L Normal LH High-Intensity LI High-Intensity (One Pcs) Infrared L9 IR 940 nm L8 IR 850 nm	<table border="1"> <thead> <tr> <th>Code</th> <th>Specification</th> <th>246</th> <th>170</th> </tr> </thead> <tbody> <tr> <td></td> <td>2.88 mm / F 4.8</td> <td></td> <td></td> </tr> <tr> <td>46</td> <td>2.88 mm / F 2.0</td> <td>46°</td> <td>N/A</td> </tr> <tr> <td></td> <td>2.88 mm / F 6.0</td> <td></td> <td></td> </tr> <tr> <td>55</td> <td>2.34 mm / F 4.7</td> <td>55°</td> <td>N/A</td> </tr> <tr> <td></td> <td>2.34 mm / F 2.2</td> <td></td> <td></td> </tr> <tr> <td>81</td> <td>1.42 mm / F 2.0</td> <td>81°</td> <td>N/A</td> </tr> <tr> <td></td> <td>1.418 mm / F 4.7</td> <td></td> <td></td> </tr> <tr> <td>83</td> <td>1.418 mm / F 4.3</td> <td>83°</td> <td>62°</td> </tr> <tr> <td></td> <td>1.418 mm / F 4.0</td> <td></td> <td></td> </tr> <tr> <td>88</td> <td>1.25 mm / F 4.7</td> <td>88°</td> <td>N/A</td> </tr> <tr> <td></td> <td>1.25 mm / F 2.2</td> <td></td> <td></td> </tr> <tr> <td>95</td> <td>1.06 mm / F 4.5</td> <td>95°</td> <td>N/A</td> </tr> <tr> <td>120</td> <td>0.94 mm / F 4.5</td> <td>120°</td> <td>N/A</td> </tr> <tr> <td></td> <td>0.77 mm / F 4.0</td> <td></td> <td></td> </tr> <tr> <td>139</td> <td>0.77 mm / F 2.4</td> <td>139°</td> <td>N/A</td> </tr> </tbody> </table>	Code	Specification	246	170		2.88 mm / F 4.8			46	2.88 mm / F 2.0	46°	N/A		2.88 mm / F 6.0			55	2.34 mm / F 4.7	55°	N/A		2.34 mm / F 2.2			81	1.42 mm / F 2.0	81°	N/A		1.418 mm / F 4.7			83	1.418 mm / F 4.3	83°	62°		1.418 mm / F 4.0			88	1.25 mm / F 4.7	88°	N/A		1.25 mm / F 2.2			95	1.06 mm / F 4.5	95°	N/A	120	0.94 mm / F 4.5	120°	N/A		0.77 mm / F 4.0			139	0.77 mm / F 2.4	139°	N/A
Color	B/W	Dimensions																																																																																																																								
24604	246M4	Ø 3.7	(K)																																																																																																																							
		Ø 3.7 x 7.8	(Y / X / H)																																																																																																																							
		Ø 3.7 x 13.2	(T)																																																																																																																							
Color	B/W	Dimensions																																																																																																																								
24604	246M4	3.7 x 15.2	(T)																																																																																																																							
24602S	246M2S	2.2 x 17	(X)																																																																																																																							
246S4S	246MS4S	4 x 20	(T)																																																																																																																							
170S4S	170MS4S	4 x 20	(T)																																																																																																																							
Color	B/W	Dimensions																																																																																																																								
24608SU	246M8SU	8 x 28.95	(P)																																																																																																																							
24612RU	246M12RU	Ø 12.4	(Y / X / H)																																																																																																																							
24617RU	24617RU	Ø 17.4	(T)																																																																																																																							
Code	Specification	246	170																																																																																																																							
	2.88 mm / F 4.8																																																																																																																									
46	2.88 mm / F 2.0	46°	N/A																																																																																																																							
	2.88 mm / F 6.0																																																																																																																									
55	2.34 mm / F 4.7	55°	N/A																																																																																																																							
	2.34 mm / F 2.2																																																																																																																									
81	1.42 mm / F 2.0	81°	N/A																																																																																																																							
	1.418 mm / F 4.7																																																																																																																									
83	1.418 mm / F 4.3	83°	62°																																																																																																																							
	1.418 mm / F 4.0																																																																																																																									
88	1.25 mm / F 4.7	88°	N/A																																																																																																																							
	1.25 mm / F 2.2																																																																																																																									
95	1.06 mm / F 4.5	95°	N/A																																																																																																																							
120	0.94 mm / F 4.5	120°	N/A																																																																																																																							
	0.77 mm / F 4.0																																																																																																																									
139	0.77 mm / F 2.4	139°	N/A																																																																																																																							

- * IR 940nm or IR 850nm LED is suggested to choose B/W camera type.
- * Camera with LED light source is suggested to use lens with larger F-Stop number.
- * Camera appearance or other requirements are applicable for customization.
- * TE Industrial Mini I/O Type II connector does not support USB 3.0 output.

Connector Information



USB Type A



USB Type C



TE Industrial Mini I/O Type II (2040008-2) (USB 2.0 Only)